


Tech Tip of the Week

Vocaroo



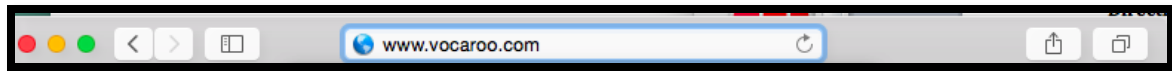
Overview:

- **URL:** www.vocaroo.com
- **What is Vocaroo?**
 - Allows users to create audio recordings that can be uploaded to several different types of services:
 - Embed into your webpage
 - Email link
 - Facebook/Twitter
 - Download
 - MP3
 - All you need is a microphone and with most modern devices you can just use the build in hardware.
 - Also, it is Free and you don't have to provide any information or download any software.
 - Easy to use
 - Has a QR Code creator build in to link to the audio file.
- **Can you record using all devices?**
 - The device must be able to run Flash. Sorry, that means you can't use it to create audio files using an iPad **but** it does work on iMacs.
- **Can you listen to the recording on an iPad?**
 - Yes, the QR code at the bottom was my test to see if it worked and it did. You just can't record them.
- **What are some Classroom uses for Vocaroo?**
 - Podcasting tool – Turn your students into reports and make a radio show showcasing: Upcoming events, what's happening in the classroom, interviews, etc.
 - Use for instructions for classroom online activities. Students can click on the link and it would provide them with information on how to complete the below assignment and if they forget, you don't have to remind them, they can just click on the instruction link again.
 - Use for hints to solving problems. You have created an online problem and students are having difficulties with a common misconception, provide hints on what to do next.

- For foreign language class or elementary classes, it could be used to help students with pronunciation of words and phrases
- You can embed audio onto you website
- Record students reading stories, download the files as MP3 and import into iTunes and put on mobile devises that students can check out to listen to own their own time.
- Create a Word of the Day
- Record Speakers or Oral Presentations and post on your website
- Help students with Fluency. Students could record themselves reading and listen to their voice.
- Could use to record a message for students who are missing about assignments and upcoming events.
- Create a blog posting using it.
- Breaking New Post for Website
- And finally don't forget the QR tool, it can be used to enhance the students learning experience, by providing a quick link using mobile devises' QR readers to all the above and
 - Could be used for centers for directions
 - Welcome on Doors
 - Used to leave directions for Substitute Teacher

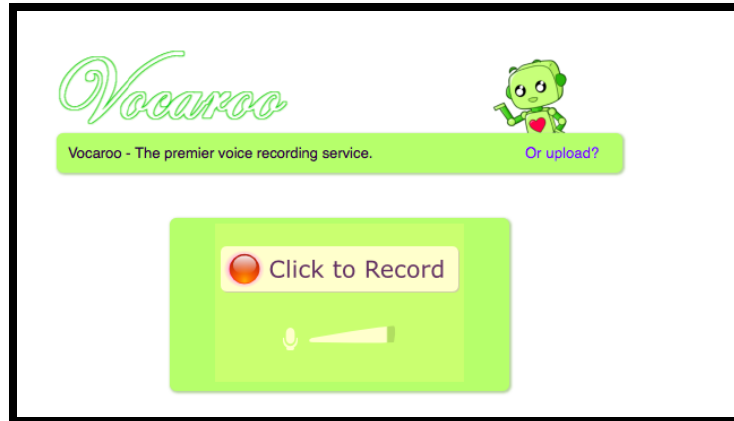
Directions on how to use Vocaroo:

1. Enter the following **URL** in your browsers address bar: www.vocaroo.com

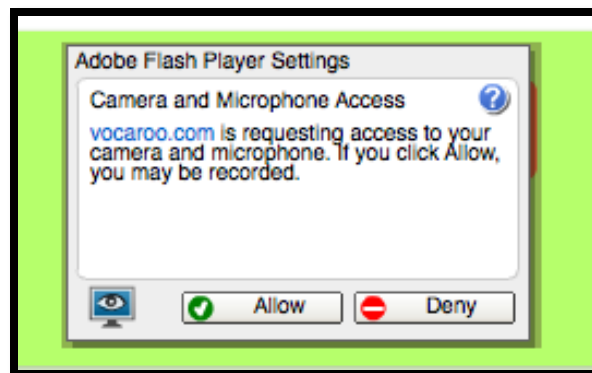


2. If you are using an external microphone and headset, ensure that they are connected and are working.

3. Click **Record**



4. An **Adobe Flash Player Settings** pop-up window will appear. Click **Allow**. By clicking this will grant the site access to your microphone so that you can use it to record.

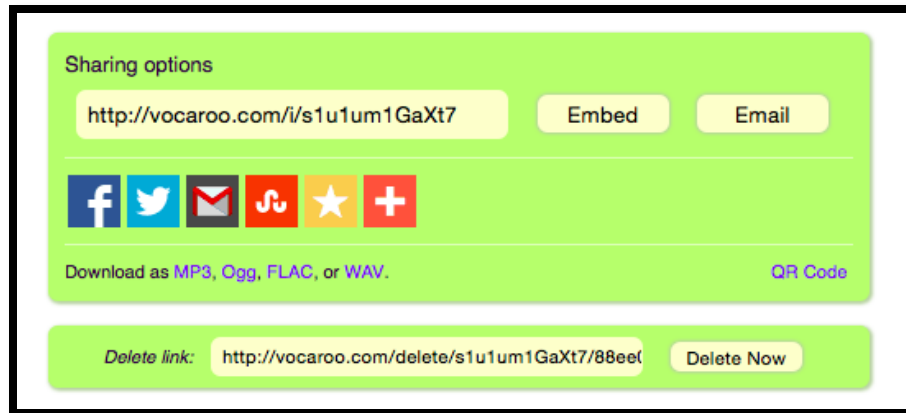


5. Click **Stop** to end recording session



6. *Note: Please listen to your recording before uploading it ensure that what you record is what you want to use.*

7. **Share.** There are multiple ways to share the recording.



- a. **Email** a link
 - b. **Download** the file as
 - i. MP3
 - ii. WMV
 - iii. others
 - c. Attach to **social media** and enter information for the site
 - i. Twitter
 - ii. Facebook
 - iii. Others
 - d. **Embed** it into your website: Just click **Embed**, and copy the code and paste into your web browser.
 - e. **QR Code.** Click **QR Code** and it will open another webpage that has the QR code that links to your recording.
 - f. **Delete it:** Just click **Delete Now**
8. Here is a sample of Vocaroo that I created on the video



You-Tube Video on how to use Vacaroo to record a message.

URL: <http://youtu.be/9I1oCuH0BQ4>