



Tech Tuesday Update (11/04/14)

In an effort to quicken your ability to view updates each week we have created quick links below that will allow you to navigate to what interests you most. Just click and go.

→ ARI Tech in the News

- [KVEC Hosts Education Summit](#)
- [Students Find Learning at "The Holler"](#)

→ Upcoming Important Dates

→ Question of the Week

→ Promising Practice

- [New Coupling Screencast-O-Matic with the MondoPad](#)
- [New Commercials? Why Not?](#)
- [Promising Practice Summit a Success](#)
- [Dorton Elementary Visited by England Author](#)
- [Leadership and Character Education in the Digital Age](#)

→ ARI Tech Tips

- [New Using Word's Mail Merge and Excel Data to Create a Form Letter](#)
- [Online Collaboration with One-Drive](#)

→ Lite the Nite Tech Tips

- [New View and Share](#)
- [Virtual Training for MondoPad](#)

→ Link/Resources Worth a Look

- [New Blended Learning Models](#)

ARI Tech in the News

Repeat KVEC Hosts Education Summit



The Kentucky Valley Educational Cooperative's federal Race to the Top grant led to another opportunity for learning Friday. The Promising Practices Summit included workshops for teachers. It also included a meeting of the Student Senate, made up of two students from each of the districts that are part of the grant.

[Learn More...](#)

floydcountytimes.com

Repeat Students Find Learning at “The Holler” by Stephanie Stiltner



What happens when you take a free online delivery system and create coursework designed for a specific culture and region? What if you apply that philosophy using technology to change education and access to learning in Central Appalachia? And just to make it feel like home, why not call it the “Holler.”

[Read more...](#)



Upcoming Important Dates

November 12th – Innovation Coordinators Meeting in Magoffin County, [Agenda & Details](#). For further information contact jeff.hawkins@hazard.kyschools.us

November 13th – Women in Science, Technology, Engineering, and Mathematics(STEM) Mentoring Forum. 4 to 6 pm in the Riggle room in ADUC on the campus of Morehead State University. 150 University Blvd, Morehead, KY 40351. Sponsored by The Kentucky Girls STEM Collaborative.

November 17th – *Edivation* Training(Formerly PD360) at KVEC offices on 410 Roy Campbell Drive, Hazard. To learn more follow the link – [Edivation Training Info](#). If you have additional questions contact abbie.combs@hazard.kyschools.us

November 17th & 18th – “Next Generation Learners: Learning without Limits” conference hosted by the Pike County Title I Program at the Pikeville Expo Center. Follow links for [agenda](#) the [quick glance session schedule](#) and [registration form](#). For further details contact robert.osborne@pike.kyschools.us

November 21st – ISLN. For more information contact abbie.combs@hazard.kyschools.us

November 22nd – *2 Smart 4 Drugs* Academic Tournament, Alice Lloyd College. For further details contact kelli.thompson@pike.kyschools.us

November 24th – Entrepreneurial Showcase at KVEC. Setup and registration beginning at 8:30 AM and judging beginning at 10:00 AM. For further details contact kelli.thompson@pike.kyschools.us

December 2nd – STLP Fall Showcase at Eastern Kentucky Exposition Center, for further details contact jeff.sebulsky@education.ky.gov

December 9th – Data Sharing Within FERPA Boundaries. [More Details](#) [Registration Link](#)

December 11th or 12th – UK Next Generation Academy. For further details contact linda.france@uky.edu

Question of the Week



(Previous Questions of the Week Attached)

Repeat *I remember inFocus representatives mentioning follow-up trainings that would be available via videoconference. How do we schedule this opportunity?*

The ARI MondoPad package comes complete with a 2-hour virtual training package for each district location. This training will be done via videoconference on the MondoPad. Make efforts when scheduling to maximize the number of those who will benefit. Trainings can be scheduled as needed, but are not unlimited. To setup a training, simply send an email request to joseph.smith@LTNTechnologies.com

[Back to Top](#)



Promising Practice

New Coupling **SCREENCASTOMATIC** with the **mondopad** by Paul Green



What happens when you take two innovative instructional tools and combine them? Watch Paul Green's [How to Video](#) to see the possibilities in an impromptu fashion that will motivate us all to try this for ourselves. If you have questions after watching the video don't hesitate to inquire at paul.green@hazard.kyschools.us

New Commercials? Why Not? posted on the **HOLLER** by Bryan Auxier



Paintsville High School Student Senate members organized a group of students to write and record radio commercials to be played during live broadcasts of Paintsville Tiger sporting events on WKLW 94.7FM. The commercials highlight student achievement, organizations, activities and the schools 125th Anniversary. Paintsville's ARI Student Senate members Matt Miller and Kerrigan Samons recently played the commercials during their Promising Practice Summit Showcase using their iPad Airs.



[Back to Top](#)

Repeat Promising Practice Summit a Success



Nearly 600 participants and over 100 presentations by teachers, students and administrators on local innovation leaves the question, “How do we share all the ideas?” In an effort to answer this question you may visit [archived recordings](#) on The Holler. Also, you can review summaries of teacher presentations in the [Promising Practice Summit Program](#). Many projects underway that may be of interest.

Examples like Megan Byer’s 24 fifth grade students who will be embarking on a voyage to bring digital math videos to less fortunate students across the world. Students will use technology to create instructional math videos focusing on standards for geometry and measurement/data. These videos will be vetted and then sent through the “E-luminate” organization to students in African countries of Uganda, Ghana, and Sierra Leone.

Christy McCoy’s student’s will explain Phase 2 of their project, via eBooks, which involves tire clean-up in our waterways and their plan of action to use economics (interdependence) and math to dispose of and recycle the tires into rubber mulch for their school playground.

The Holler is a buzz as well regarding the Promising Practice Summit. Susan Watts of Breathitt County writes, “Lots of positive comments this morning at the Breathitt County Schools’ Principal and Central Office Administration meeting in regards to the Promising Practice Summit.” In Hazard, Vivian Carter shares, “I applaud the creativity of all these “effective ” educators and thrilled that our students will be the beneficiaries of the innovations of the day!

Repeat Dorton Elementary Visited by England Author posted on the **HOLLER** by Mary Stiltner

“The 2nd grade students at Dorton Elementary were able to Skype with Jonathan Emmett, author of “The Princess and the Pig” and many, many more, via the Mondopad!!! He called us all the way from England!!! Also, I have another Skype session scheduled for tomorrow, October 23rd, with Donna Gephart, author of “How to Survive Middle School” with the 6th grade classes! Pike County Proud! Thanks Rebecca Bowling for sharing!”

[Back to Top](#)

Repeat Leadership and Character Education in the Digital Age posted on the **HOLLER** by Lisa Blevins-Salyer



This [link](#) includes an overview of my project “Leadership and Character Education in the Digital Age.” The project was designed to allow for collaboration between colleagues, provide a source of instructional tools, create 24/7 access for instructors and students, and allow students to learn through a wealth of educational tools. The course was created using iTunes U, which is a customized course for iPads, iPods, iTouch and

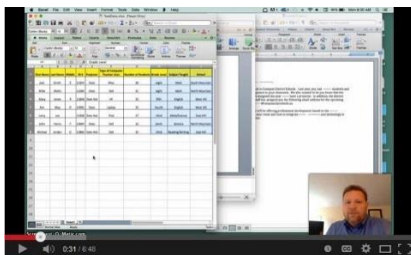
iPhones. The iTunes U app puts all the materials in one place. Within the app any user can play video, read books, listen to lectures and watch presentations. [Learn More...](#)



ARI Tech Tips by Jeff Coots

New Using Word’s Mail Merge and Excel Data to Create a Form Letter

I was taught one of the best tools more than 20 years ago on how to integrate the data from a spreadsheet into a word document. Back then, we didn’t have Infinite Campus or any other type of student information system that created some of the letter forms they do today, but even these programs have their limitations. Back then, I put the student’s demographic data into a spreadsheet and used the word processing merge tool to create form letters that was personalized for each student in my class. Today, I still use the same techniques to create forms and documents based on data that I collect, either manually or by using some type of data collection tool, like a Microsoft Excel Survey. This tech tip is a follow-up to “**Creating Online Forms/Surveys using One-Drive**” included in the [October 21st edition of Tech Tuesday](#). Follow the links below for two different ways to learn more.





[“How to Video”](#)



[Step by Step Instructions](#)

[Back to Top](#)

Repeat Online Collaboration with One-Drive: Real-Time Document Editing

 With many companies moving to globalize their organizations with companies around the world, online collaboration has become a way of life. Online collaboration enables and engages individuals to work together through one medium (the internet) to achieve a common task or goal, whether it is using instant messaging, video conferencing or being able to edit a document, spreadsheet, or online presentation. 

Wouldn't it be cool, if educators had a tool that would allow them to share a document and work together on that document in real-time from anywhere at any time? With the suite of tools that Office 365 provides students and staff in Kentucky, this is not a dream, but a reality. One of the tools that we looked at in the last tech tip was the Microsoft Excel Survey tool located in OneDrive. This week we will look at real-time editing with Word, PowerPoint and Excel. [Learn "How To"](#)



LITE THE NITE
TECHNOLOGIES LLC

Tech Tips by Joseph Smith

New View and Share

- Don't want to save a file to the View and Share folder? Change the directory in the Save dialog box by touching the ellipse (...) button next to the default directory name. This will bring up all available locations on the MondoPad, including any thumb drives.
- Do you want to include a document from the View and Share folder into a white board? Open the document, click annotation, and then hit the Save button. Save the file as an .MWB file. Now you are able to open the document as a whiteboard, and continue on from there.
- You can drag and drop a file from the MondoPad shell to a thumb drive. Just hit copy, and drag files from the right to the left.

Repeat Virtual Training for MondoPad

As most of you already know, the ARI MondoPad package comes complete with a 2-hour virtual training package for each district location. This training will be done via videoconference on the MondoPad. I would advise you to pool the users together at one site for a training when desired, so your district will have numerous trainings to use throughout the 4 year period. They can be scheduled as needed. To setup a training, simply send an email to me at joseph.smith@LTNTechnologies.com and I can get everything setup for you.

[Back to Top](#)

Links/Resources Worth a Look

New Blended Learning Models – Follow Link:

<https://docs.google.com/spreadsheet/cc?key=0AulAvCKNGo3LdGRIVHNyMkxmVzIYOGU5OHZCWFVTY1E&usp=sharing#gid=0>

Repeat Rural Up Code Academy – Follow Link: <http://www.ruralup.org/>

Repeat Verizon Innovative APP Challenge – Follow Link:

<http://appchallenge.tsaweb.org/how-to-enter>

Repeat DDL Digital Drivers License – Follow Link:

<https://otis.coe.uky.edu/DDL/launch.php>

Repeat CommonSense Media: Digital Citizenship – Follow Link:

<https://itunes.apple.com/us/artist/common-sense-media/id792863160?mt=13>

Repeat Device Care Poster – Follow Link:

https://www.commonsensemedia.org/sites/default/files/uploads/pdfs/1to1-es_essentials_program_poster.pdf

Repeat Empowering the Classroom – Follow Link: <https://classflow.com/classflowblog-empowerlearning#sthash.sGS7ty7x.dpuf>

Repeat Seven Keys to Deploying Tablets Successfully – Follow link:

<http://www.eschoolnews.com/2014/09/12/deploying-tablets-successfully-301/?ps=184489-0013000000jokR7-0033000000qhQJB>

Repeat The Rural Student Brain Gain – Follow link: <http://www.dailyyonder.com/rural-student-brain-gain/2014/08/12/7492>

Repeat Your Child's Next Field Trip May be a Virtual One – Follow link:

<http://abcnews.go.com/Lifestyle/childs-field-trip-virtual/story?id=25160036>

Repeat Leaders vs. Managers - which are you? – Follow link:

<https://www.youtube.com/watch?v=8ubRzzirRKs>

Repeat Don't Use Technology for Technology's Sake! – Follow link:

www.buncee.com/blog/eric-sheninger?utm_content=buffer424f5&utm_medium=social&utm_source=twitter.com&utm_campaign=buffer

[Back to Top](#)

[Back to Top](#)

Repeat ACOT² Six Design Principles for the 21st Century High School – Follow link:
<http://ali.apple.com/acot2/>

Repeat KDE - Digital Learning Resources – Follow link:
<http://education.ky.gov/school/diglrn/Documents/Internet-Digital%20Resources%20for%20Teachers.pdf>

Repeat IT Best Practices for 1 to 1 Districts - Follow link:
<http://thejournal.realviewdigital.com/?i=JULY%202014&acct=Z72188811&email=neil.arnett@pikeville.kyschools.us#folio=16>

Repeat Preparing Your Network for Personalized Learning - Follow link:
http://www.centerdigitaled.com/paper/Preparing-Your-Network-for-Personalized-Learning.html?promo_code=PaperPromo_Featured_ThumbnailPlusText_Centerdigitaled

Please don't hesitate to contact any of us if you have questions.

andrew.castle@johnson.kyschools.us

jeff.coots@jacksonind.kyschools.us

johnny.belcher@pikeville.kyschools.us

[Back to Top](#)