



Tech Tuesday Update (11/11/14)

Special Announcement

The Lite the Nite crew will be coming back around to your schools to implement an upgrade to provide better video, higher screen brightness, and higher quality speakers. This upgrade will only take approximately 30 minutes. While there, have your users feel free to bring up any issues you may be experiencing, so we can address and resolve them while on-site. Be on the lookout in the coming weeks for correspondence from me to schedule upgrades for your district. Thank you!
joseph.smith@LTNTechnologies.com

- **Updated** [Upcoming Important Dates](#)
- [Promising Practice](#)
 - **New** [Digital Citizenship with Our Device Rollout](#)
 - **New** [National “Hour of Code” Week](#)
 - **New** [Virtual Student Senate Presentations](#)
 - **New** [Countdown Timer](#)
 - [Coupling Screencast-O-Matic with the MondoPad](#)
 - [Commercials? Why Not?](#)
- [ARI Tech Tips](#)
 - **New** [Installing Adobe Flash Player and Reader on a Mac](#)
 - **New** [Google Forms for Teachers](#)
 - [Using Word’s Mail Merge and Excel Data to Create a Form Letter](#)
- [Lite the Nite Tech Tips](#)
 - [View and Share](#)
- [Link/Resources Worth a Look](#)
 - **New** [Are e-Textbooks the Publishing World’s Future?](#)



Upcoming Important Dates

November 12th – Innovation Coordinators Meeting in Magoffin County, [Agenda & Details](#). [Location & Address](#). For further information contact jeff.hawkins@hazard.kyschools.us

November 13th – Women in Science, Technology, Engineering, and Mathematics(STEM) Mentoring Forum. 4 to 6 pm in the Riggle room in ADUC on the campus of Morehead State University. 150 University Blvd, Morehead, KY 40351. Sponsored by The Kentucky Girls STEM Collaborative.

November 13th -- #iTeachDigital | Remix[ing] Today's Classroom Seminar. University of Louisville. For [more details](#) and to [register](#).

November 14th – National Hour of Code Entry Deadline. [To Learn More...](#)

November 17th – *Edivation* Training(Formerly PD360) at KVEC offices on 410 Roy Campbell Drive, Hazard. To learn more follow the link – [Edivation Training Info](#). If you have additional questions contact abbie.combs@hazard.kyschools.us

November 17th & 18th – “Next Generation Learners: Learning without Limits” conference hosted by the Pike County Title I Program at the Pikeville Expo Center. Follow links for [agenda](#) the [quick glance session schedule](#) and [registration form](#). For further details contact robert.osborne@pike.kyschools.us

November 21st – ISLN. For more information contact abbie.combs@hazard.kyschools.us

November 21st – Virtual Student Senate Presentations. Lee, Johnson, Floyd, and Middlesboro. For further details contact kelli.thompson@pike.kyschools.us

November 22nd – *2 Smart 4 Drugs* Academic Tournament, Alice Lloyd College. For further details contact kelli.thompson@pike.kyschools.us

November 24th – Entrepreneurial Showcase at KVEC. Setup and registration beginning at 8:30 AM and judging beginning at 10:00 AM. For further details contact kelli.thompson@pike.kyschools.us

December 2nd – STLP Fall Showcase at Eastern Kentucky Exposition Center, for further details contact jeff.sebulsky@education.ky.gov

December 9th – Data Sharing Within FERPA Boundaries. [More Details](#) [Registration Link](#)

December 11th or 12th – UK Next Generation Academy. For further details contact linda.france@uky.edu

[Back to Top](#)

December 19th -- Virtual Student Senate Presentations. Owsley, Hazard and Knott. For further details contact kelli.thompson@pike.kyschools.us

January 16th -- Virtual Student Senate Presentations. Jackson, Harlan, Letcher, and Pikeville. For further details contact kelli.thompson@pike.kyschools.us

February 20th -- Virtual Student Senate Presentations. Wolfe, Breathitt and Pike. For further details contact kelli.thompson@pike.kyschools.us

March 20th -- Virtual Student Senate Presentations. Magoffin, Jenkins and Paintsville. For further details contact kelli.thompson@pike.kyschools.us


[Back to Top](#)



Promising Practice

New Digital Citizenship with Our Device Rollout by Neil Arnett

Recently our elementary received iPad Airs funded by the ARI grant that are now paired with our MondoPad. Our primary students have not had an opportunity like this within the classroom and we realized the need to help them in using the device and to be good digital citizens. We videoed our lessons showing examples of the resources used that can be accessed by following the link below. Our lesson plan started from CommonSense Media – a free resource for teaching digital citizenship. Mrs. Amber Cantrell teaches 3rd grade and Mrs. Kim Fields teaches 1st grade. Both teachers are primary MondoPad users and delivered the lesson to students. It is the energetic drive of these teachers that is fueling our Next Generation Classroom. Follow the link to [watch the lesson and learn more...](#)



New National “Hour of Code” Week (December 8-14) Opportunity from Code.org! *(Note deadline to enter a school is Nov. 14)*

A roster of Hour of Code ambassadors, who will welcome classrooms to their first Hour of Code during December 8-14, have been announced including Bill Gates, Sheryl Sandberg and Ashton Kutcher. One of your classes might be one of the lucky 100 to get a chat with them. Click on this link for [details](#).

What should you do Now?

1. Go bigger — with your entire school: One public school in every U.S. state will win \$10,000 worth of technology. If your entire school isn't already on board, [use these resources](#) to recruit the principal. The deadline to qualify is Nov. 14, [so qualify now](#).

[Back to Top](#)

2. Is your entire student body in? Challenge schools in your area to join. See other participants in your area [here](#).
3. Prep for your Hour of Code. This [how-to guide](#) will help. Remember, new tutorials are coming soon!

With 5 weeks to go, [please keep spreading the word](#) to help the Hour of Code reach 100 million students!

New Virtual Student Senate Presentations



ARI Student Senate Members have been charged as “change agents” within their own districts. Students from each district will be presenting on their progress with community service projects, initiatives that raise attendance and improve behavior, as well as their own unique projects. Teams from each district will be presenting via Lync on the following dates.



November 21st – Lee, Johnson, Floyd, and Middlesboro

December 19th – Owsley, Hazard and Knott

January 16th – Jackson, Harlan, Letcher, and Pikeville

February 20th – Wolfe, Breathitt and Pike

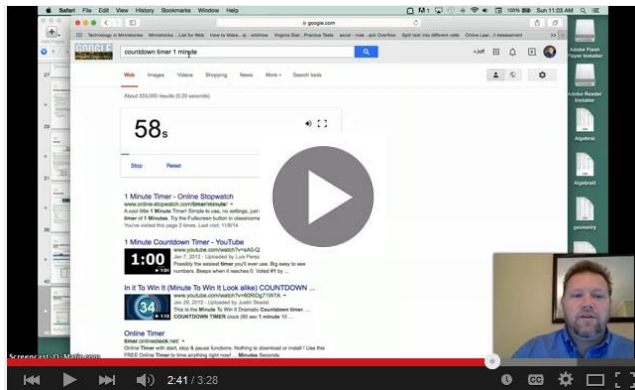
March 20th – Magoffin, Jenkins and Paintsville

For further details contact kelli.thompson@pike.kyschools.us

[Back to Top](#)

[Back to Top](#)

New Countdown Timer by Jeff Coots



This week's tip, Countdown Timer may not sound like much, but it may be one of the best tools you will ever use as a teacher or an administrator. We sometimes get caught up in the moment and forget or lose track of time. This is the same for students. We need something to keep us on track and focused on the goal.

As a teacher, it helped me to become more organized with my time. For instance, if I set a time limit of 15 minutes and I have 5 groups, I could organize my time so that I could visit each group to discuss issues and problems for no longer than 3 minutes. As I walked around the room, I could ask the students how much time they had left to complete the task. By asking them this, it not only puts a time restraint on them, but it increases their focus and likely their productivity. It also keeps me on pace and can help create a classroom structure focused on results oriented expectations. Administrators can fall into the same trap. If we don't set timelines, we can't maximize performance or productivity. See the How to Video by clicking on the play video icon above or see the How to PDF below. The timer I chose to demonstrate is certainly not the only one out there, many to choose from.



[Step by Step Instructions](#)

Repeat Coupling



with the



by Paul Green



What happens when you take two innovative instructional tools and combine them? Watch Paul Green's [How to Video](#) to see the possibilities in an impromptu fashion that will motivate us all to try this for ourselves. If you have questions after watching the video don't hesitate to inquire at paul.green@hazard.kyschools.us

[Back to Top](#)

Repeat Commercials? Why Not? posted on the **HOLLER** by Bryan Auxier

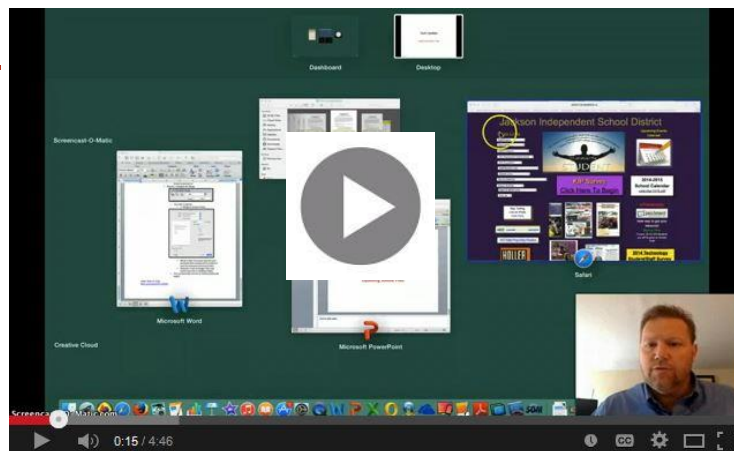


Paintsville High School Student Senate members organized a group of students to write and record radio commercials to be played during live broadcasts of Paintsville Tiger sporting events on WKLV 94.7FM. The commercials highlight student achievement, organizations, activities and the schools 125th Anniversary. Paintsville's ARI Student Senate members Matt Miller and Kerrigan Samons recently played the commercials during their Promising Practice Summit Showcase using their iPad Airs.



ARI Tech Tips

New Installing Adobe Flash Player and Reader on a Mac by Jeff Coots

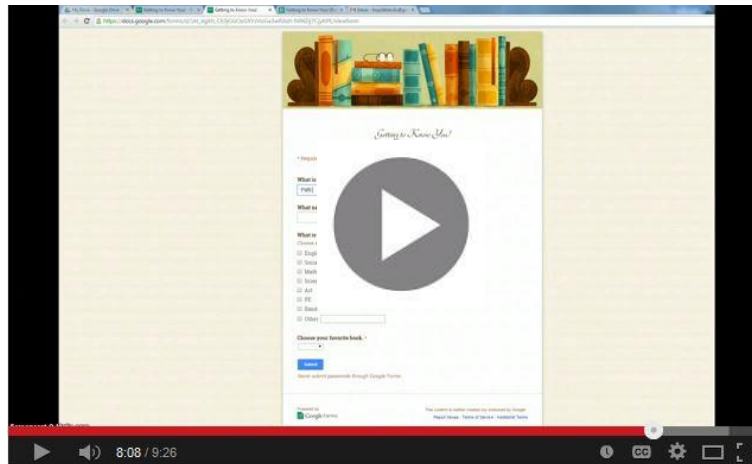


[Back to Top](#)

New Google Forms for Teachers by KATE Murray State



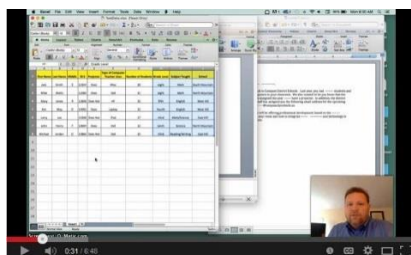
An overview of how to use Google Forms to create surveys, quizzes, and more.



Learn more about Google for Education [here](#)

Repeat Using Word's Mail Merge and Excel Data to Create a Form Letter

I was taught one of the best tools more than 20 years ago on how to integrate the data from a spreadsheet into a word document. Back then, we didn't have Infinite Campus or any other type of student information system that created some of the letter forms they do today, but even these programs have their limitations. Back then, I put the student's demographic data into a spreadsheet and used the word processing merge tool to create form letters that was personalized for each student in my class. Today, I still use the same techniques to create forms and documents based on data that I collect, either manually or by using some type of data collection tool, like a Microsoft Excel Survey. This tech tip is a follow-up to **"Creating Online Forms/Surveys using One-Drive"** included in the [October 21st edition of Tech Tuesday](#). Follow the links below for two different ways to learn more.



["How to Video"](#)



[Step by Step Instructions](#)

[Back to Top](#)



LITE THE NITE
TECHNOLOGIES LLC

Tech Tips by Joseph Smith

Repeat View and Share

- Don't want to save a file to the View and Share folder? Change the directory in the Save dialog box by touching the ellipse (...) button next to the default directory name. This will bring up all available locations on the MondoPad, including any thumb drives.
- Do you want to include a document from the View and Share folder into a white board? Open the document, click annotation, and then hit the Save button. Save the file as an *.MWB* file. Now you are able to open the document as a whiteboard, and continue on from there.
- You can drag and drop a file from the MondoPad shell to a thumb drive. Just hit copy, and drag files from the right to the left.

For any question regarding this Tech Tip or other MondoPad questions contact joseph.smith@LTNTechnologies.com

[Back to Top](#)

Links/Resources Worth a Look

New Are e-Textbooks the Publishing World's Future? – Follow Link:

<http://www.edtechmagazine.com/higher/article/2014/11/are-e-textbooks-publishing-worlds-future>

Repeat Blended Learning Models – Follow Link:

<https://docs.google.com/spreadsheet/cc?key=0AulAvCKNGo3LdGRIVHNyMkxmVzIYOGU5OHZCWFVTY1E&usp=sharing#gid=0>

Repeat Rural Up Code Academy – Follow Link: <http://www.ruralup.org/>

Repeat Verizon Innovative APP Challenge – Follow Link:

<http://appchallenge.tsaweb.org/how-to-enter>

Repeat DDL Digital Drivers License – Follow Link:

<https://otis.coe.uky.edu/DDL/launch.php>

Repeat CommonSense Media: Digital Citizenship – Follow Link:

<https://itunes.apple.com/us/artist/common-sense-media/id792863160?mt=13>

Repeat Device Care Poster – Follow Link:

https://www.commonsensemedia.org/sites/default/files/uploads/pdfs/1to1-es_essentials_program_poster.pdf

Repeat Empowering the Classroom – Follow Link: <https://classflow.com/classflowblog-empowerlearning#sthash.sGS7ty7x.dpuf>

Repeat Seven Keys to Deploying Tablets Successfully – Follow link:

<http://www.eschoolnews.com/2014/09/12/deploying-tablets-successfully-301/?ps=184489-0013000000jokR7-0033000000qhJB>

Repeat The Rural Student Brain Gain – Follow link: <http://www.dailyyonder.com/rural-student-brain-gain/2014/08/12/7492>

Repeat Your Child's Next Field Trip May be a Virtual One – Follow link:

<http://abcnews.go.com/Lifestyle/childs-field-trip-virtual/story?id=25160036>

Repeat Leaders vs. Managers - which are you? – Follow link:

<https://www.youtube.com/watch?v=8ubRzzirRKs>

[Back to Top](#)

[Back to Top](#)

Repeat Don't Use Technology for Technology's Sake! – Follow link:

www.buncee.com/blog/eric-sheninger?utm_content=buffer424f5&utm_medium=social&utm_source=twitter.com&utm_campaign=buffer

Repeat ACOT² Six Design Principles for the 21st Century High School – Follow link:

<http://ali.apple.com/acot2/>

Repeat KDE - Digital Learning Resources – Follow link:

<http://education.ky.gov/school/diglrn/Documents/Internet-Digital%20Resources%20for%20Teachers.pdf>

Repeat IT Best Practices for 1 to 1 Districts - Follow link:

<http://thejournal.realviewdigital.com/?i=JULY%202014&acct=Z72188811&email=neil.arnett@pikeville.kyschools.us#folio=16>

Repeat Preparing Your Network for Personalized Learning - Follow link:

http://www.centerdigitaled.com/paper/Preparing-Your-Network-for-Personalized-Learning.html?promo_code=PaperPromo_Featured_ThumbnailPlusText_Centerdigitaled

Please don't hesitate to contact any of us if you have questions.

andrew.castle@johnson.kyschools.us

jeff.coots@jacksonind.kyschools.us

johnny.belcher@pikeville.kyschools.us

[Back to Top](#)